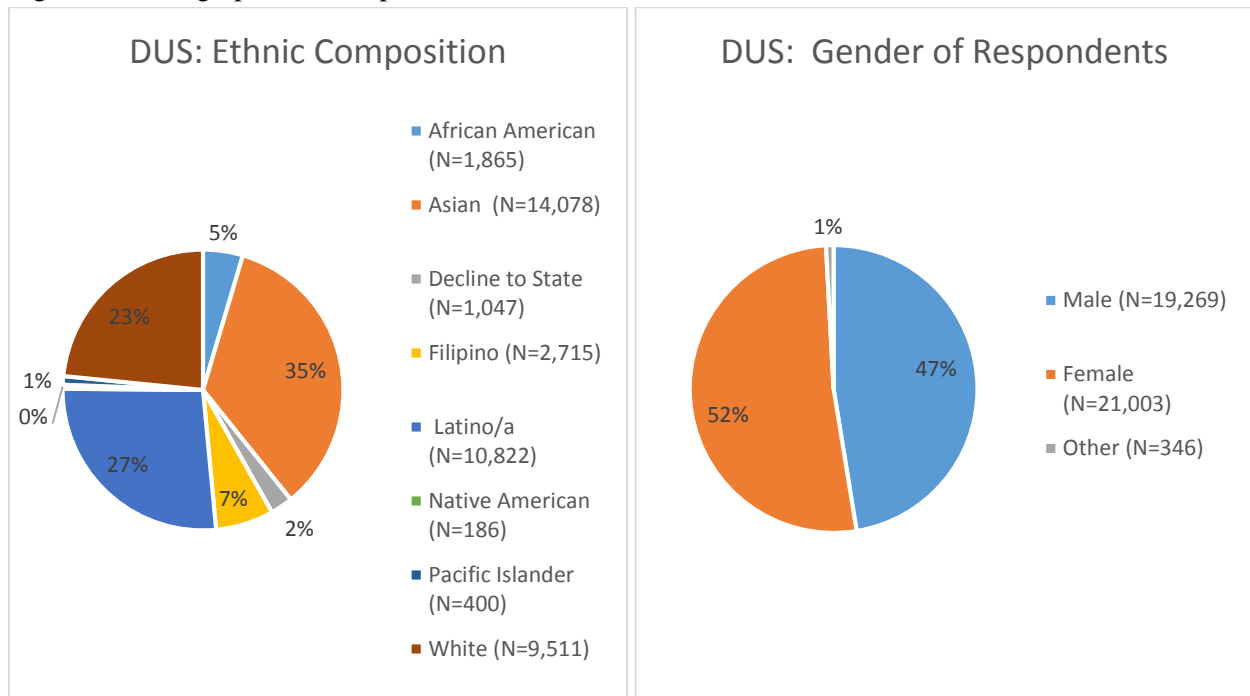


Device Usage Survey Results Summary

Introduction

The intent of the Device Usage Survey (DUS) conducted by the Foothill-De Anza Community College District was to capture feedback on type(s) of technology used and location of usage. The survey was conducted during the Fall 2016 registration process and yielded responses from 40,624 individual students. In this report, responses are disaggregated by gender and race/ethnicity. Ethnic group responses with sample sizes close to 1% of the total (i.e., students that identified as “other”) were not included.

Figure I: Demographics of Respondents



Responses were most likely to be:

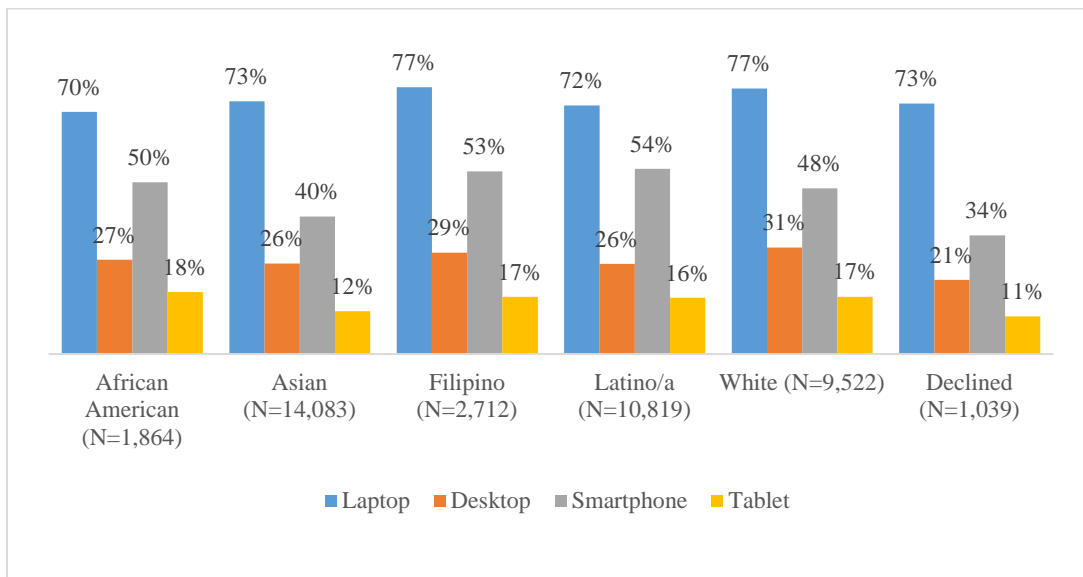
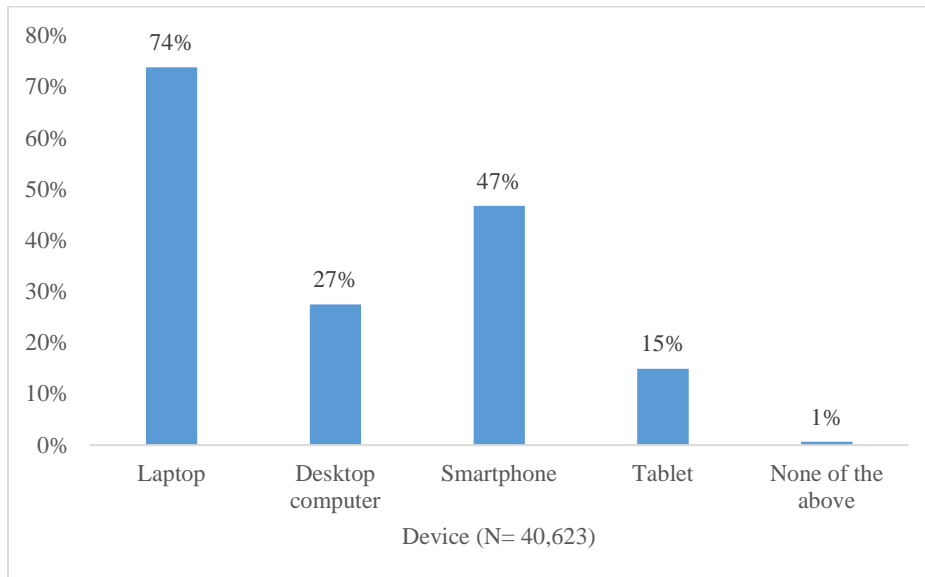
- Asian (35%)
- Latino (27%)
- White (23%)
- Female (48%)

The DUS asked three questions:

- What device(s) do you use to access content or services on the Internet?
 - Laptop; Desktop; Smartphone; Tablet; Decline to answer
- Which device do you most often use to access content or services on the Internet?
 - Laptop; Desktop; Smartphone; Tablet; Decline to answer
- Where do you most often access the Internet for education related content?
 - Home; School; Work; Other

Device Usage Survey Results Summary

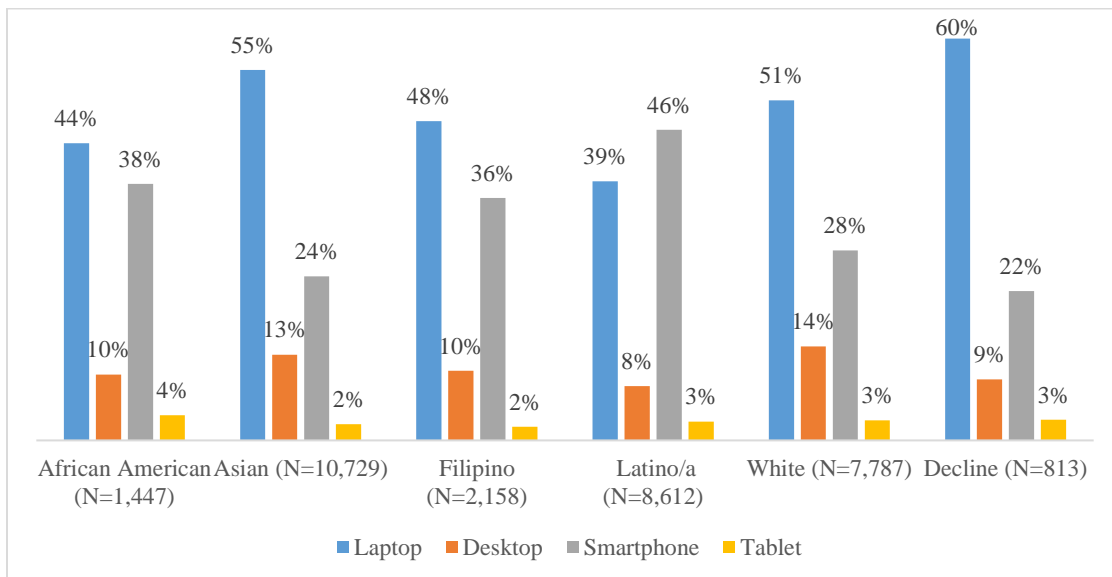
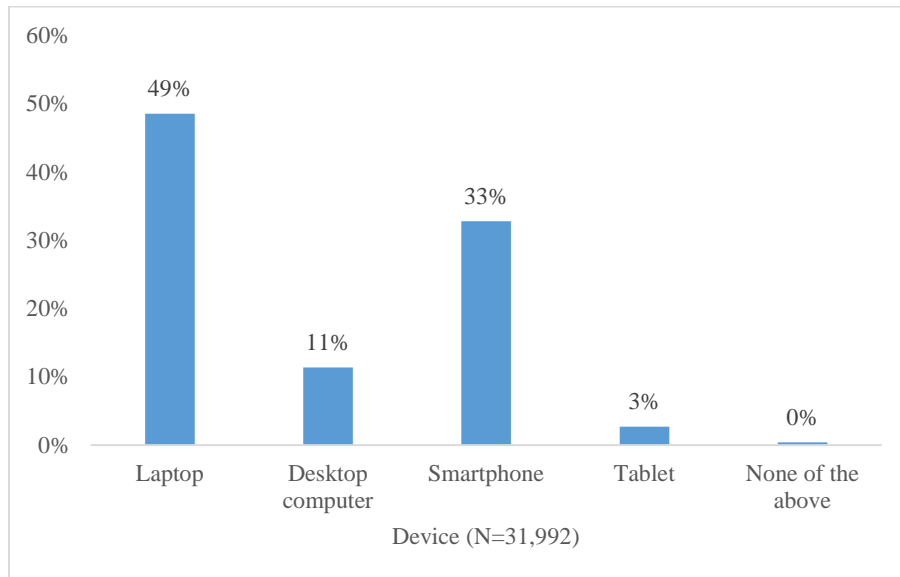
Question One: What device(s) do you use to access content or services on the Internet?



- Laptops and Smartphones are the devices identified most often.
 - Laptops and Smartphones are the devices identified most often across ethnicities.
- At least 70% of students in each ethnic group said they use laptops.
 - This is also true by gender (figure not shown).
- At least 40% of students in all groups (except “Declined”) said they use Smartphones.
 - Over 50% of Latino/a respondents said they use Smartphones—the largest rate among ethnic groups.

Device Usage Survey Results Summary

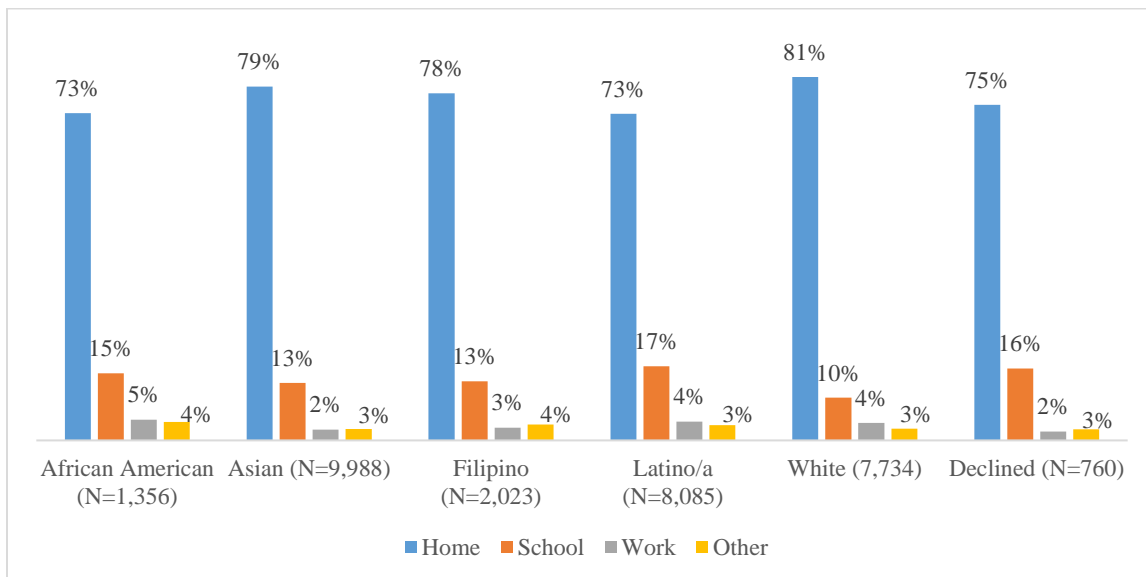
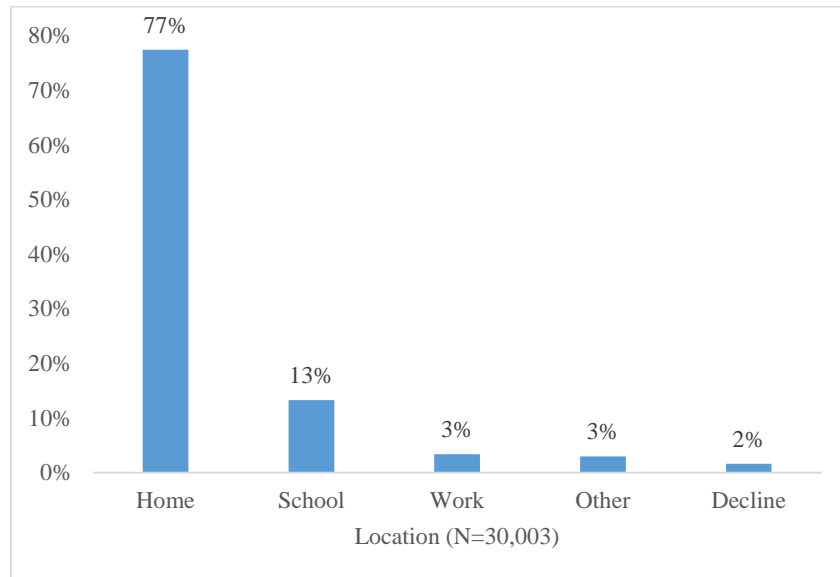
Question Two: Which device do you most often use to access content or services on the Internet?



- Over 80% of respondents said they access content primarily via a Laptop or Smartphone.
 - Nearly half of the respondents identified Laptops as the device most frequently used.
 - One-third of identified Smartphones as the device most frequently used.
- Latinos are the only group that use a Smartphone more than a laptop.
 - There is only a six percentage point difference between Laptop and Smartphone usage for African Americans.
- 47% and 50% of men and women, respectively, identify Laptops as their device most often used while 30% and 35%, respectively, identify Smartphones as their device most used.

Device Usage Survey Results Summary

Question Three: Where do you most often access the Internet for education-related content?



- More than three-quarters of respondents access content most often from home.
- A higher percentage of Latino/a students (17%), compared to other ethnic groups, connected from school most often
- Both men and women access content from home at a rate greater than 75%.