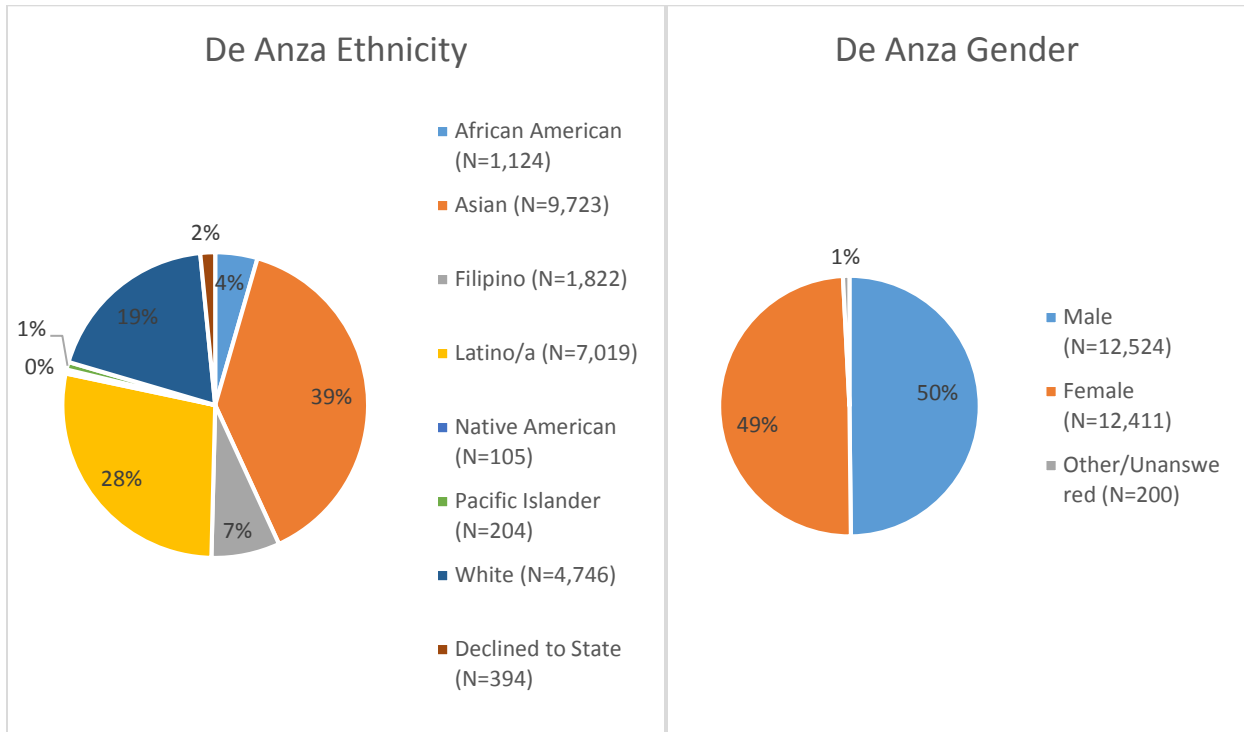


Device Usage Survey Results – De Anza

Introduction

The Device Usage Survey (DUS) conducted by Foothill-De Anza Community College District was to capture feedback on type(s) of technology used and location of usage. The survey was conducted during the Fall 2016 registration process and yielded responses from 40,624 individual students—25,137 of which were identified as De Anza students. Data were disaggregated by gender and race/ethnicity. In this report, however, ethnic group responses with sample sizes close to 1% of the total (i.e., students that identified as “other”) were not included.

Figure I: Demographics of Respondents



Responses were most likely to be:

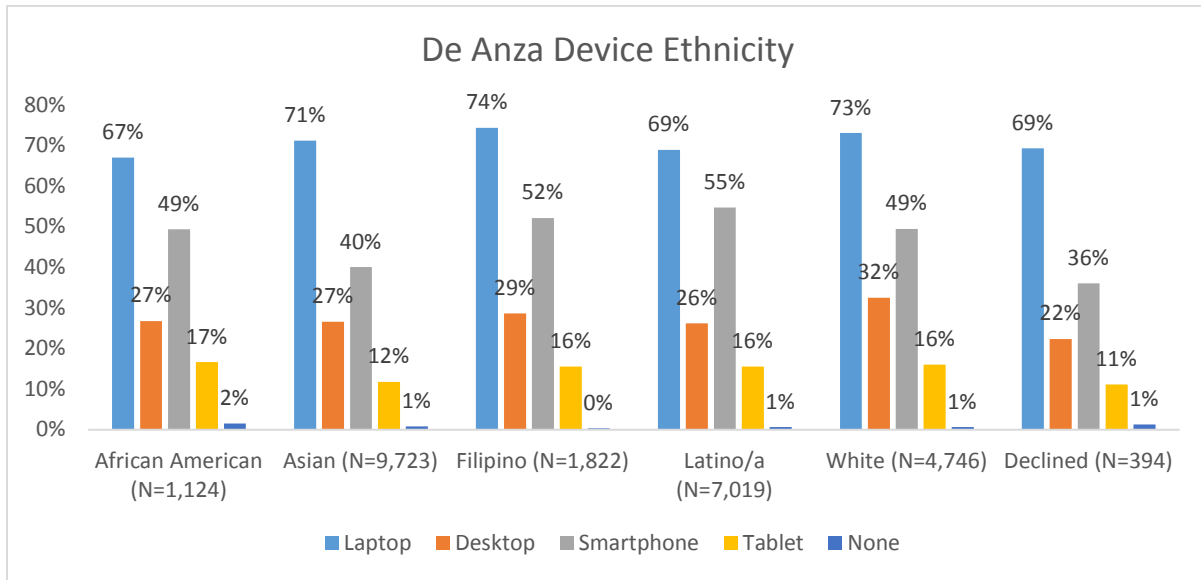
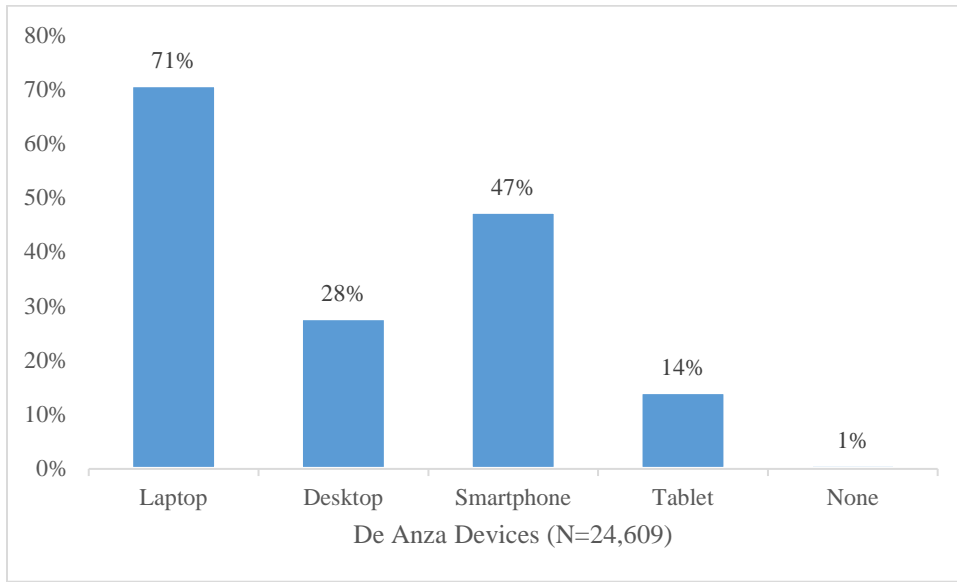
- Asian (39%)
- Latino/a (28%)
- White (19%)
- Male (50%)

The DUS asked three questions:

- What device(s) do you use to access content or services on the Internet?
 - Laptop; Desktop; Smartphone; Tablet; Decline to answer
- Which device do you most often use to access content or services on the Internet?
 - Laptop; Desktop; Smartphone; Tablet; Decline to answer
- Where do you most often access the Internet for education related content?
 - Home; School; Work; Other

Device Usage Survey Results – De Anza

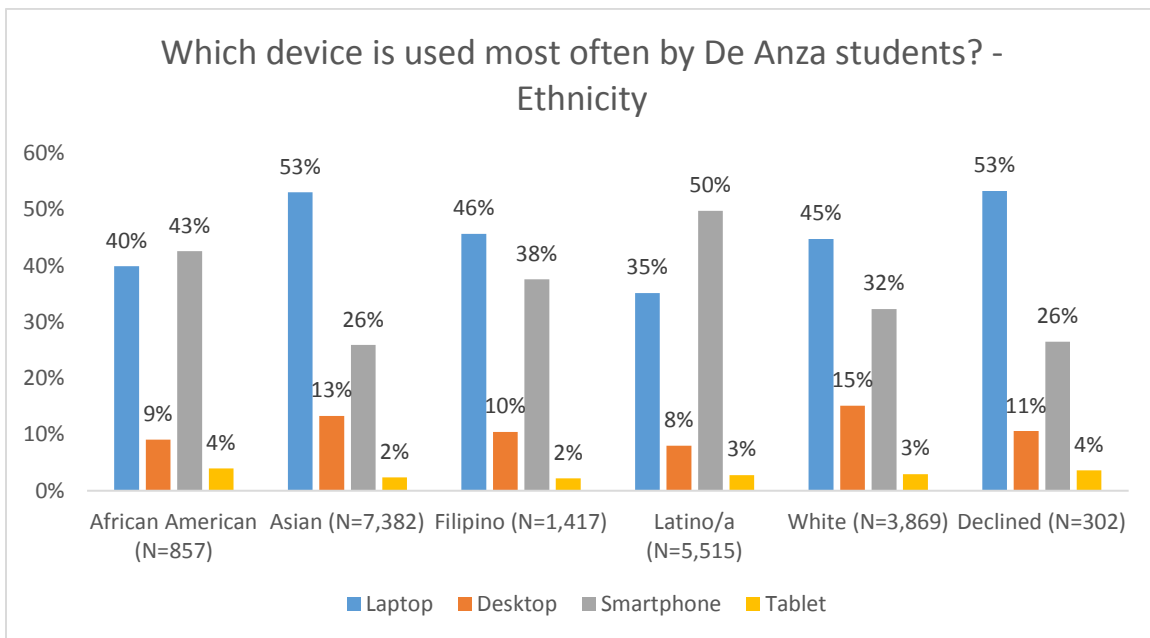
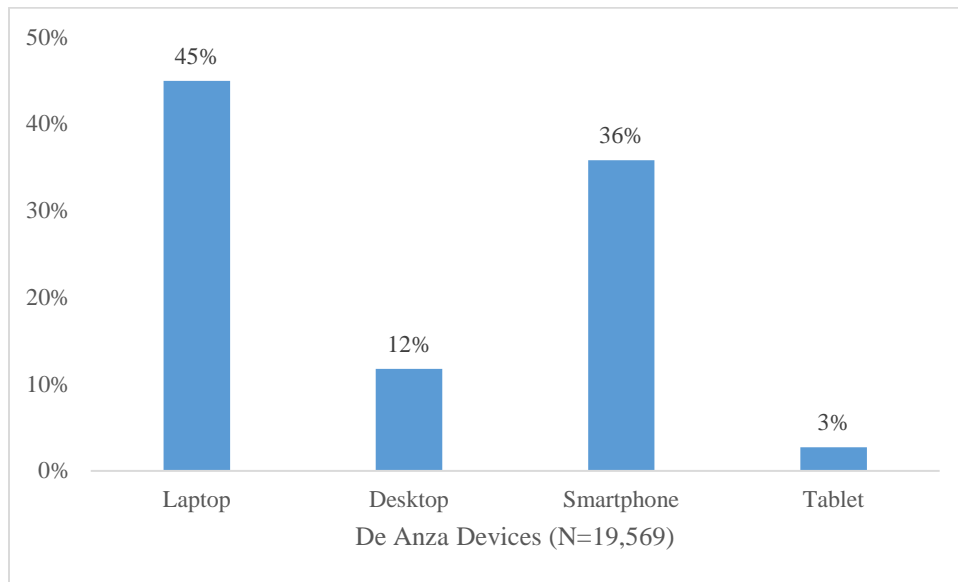
Question One: What device(s) do you use to access content or services on the Internet?



- Laptops and smartphones are the devices identified most often.
 - Laptops and Smartphones are the devices identified most often across ethnic groups.
- At least 67% of students in each ethnic group said they use laptops.
- At least 40% of students in each ethnic group (excluding “Declined”) said they use Smartphones.

Device Usage Survey Results – De Anza

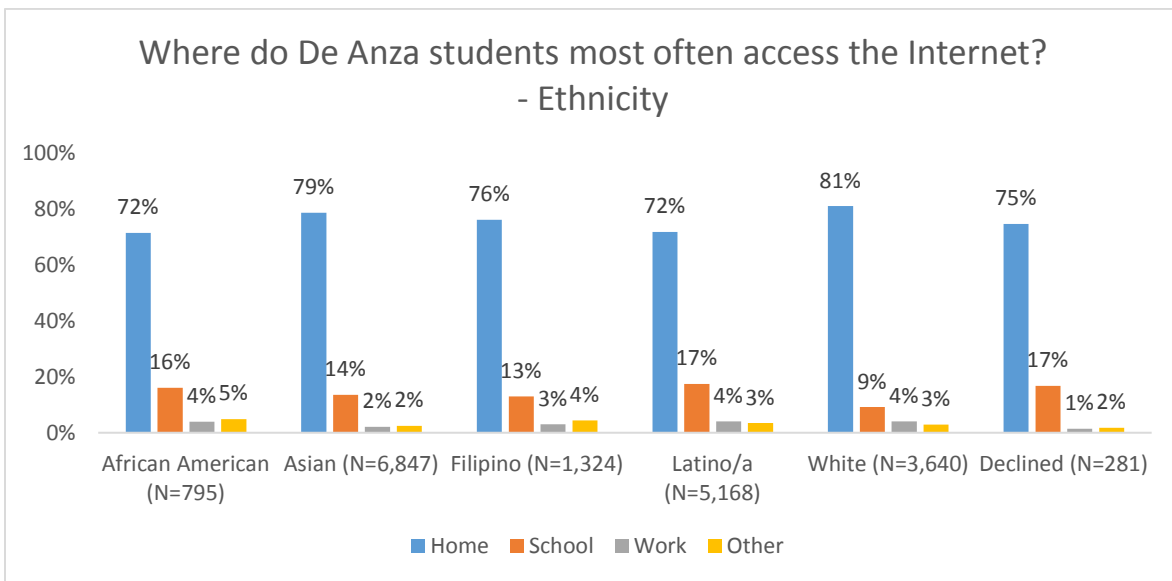
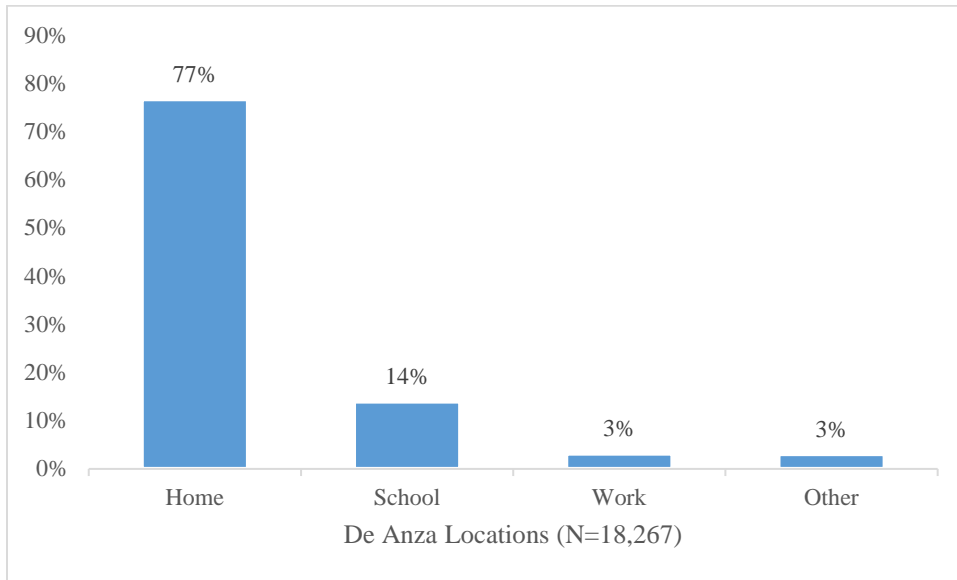
Question Two: Which device do you most often use to access content or services on the Internet?



- Over 80% of respondents said they access content primarily via a Laptop or a Smartphone.
 - 45% of students identified Laptops as the device most frequently used.
 - More than one-third of students identified Smartphones as the device most frequently used.
- Latinos and African Americans identified Smartphones as their device most frequently used.
- Men and women (figure not shown) identify Laptops as their device most frequently used.
 - Women were more likely than men to identify Laptops and Smartphones as their most frequently used devices.

Device Usage Survey Results – De Anza

Question Three: Where do you most often access the Internet for education-related content?



- Nearly 80% of respondents access content most often from home.
 - Students across ethnic groups access content most often from home.
- Both men and women accessed the Internet from home at a rate greater than 75% (figure not shown).