

December 08, 2010

FROM: Nergal Issaie, Student Assistant

TO: Andrew LaManque, De Anza Research

SUBJECT: FHDA Smoking Policy Survey, Fall 2010

The Smoking Policy Survey was emailed to people who had an affiliation with Foothill College and/or De Anza College during Fall quarter 2010. A total of 7,441 people responded to the survey online.

Important highlights include:

- 58% of respondents were from De Anza College, 41% from Foothill College, and 1% from Central Services.
- 92% of respondents were students, 5% faculties, and 3% Classified Employees/Supervisors.
- 44% of respondents were at the age of 18-24, 33% 33 or older, 19% 25-32, and 3% 17 or younger.
- 56% of respondents were female, 43% male, and 1% declined to state.
- 68% of respondents had never been smoker/tobacco user, 18% were a former smoker/tobacco user, 9% smoked/used tobacco including hookah cigars or pipes occasionally, 4% smoked/used tobacco daily, and 1% used only smokeless tobacco.
- 74% of respondents had never used Cigarettes within the last 30 days; 4% used all 30 days; 3% used 1-2 days; 1% used each 3-5 days, 6-9 days, 10-19 days, 20-29 days; and 15% had used but not in last 30 days.
- Only 28% of respondents knew that Health Services at Foothill College and De Anza College currently have a tobacco cessation program, which provides free nicotine replacement patches and nicotine gum along with one-on-one counseling.
- 29% of respondents occasionally encountered second-hand smoke on campus, 21% rarely, 19% 1-2 times daily, 13% never, 10% 3-4 times daily, and 8% more than 5 times daily.
- 52% of respondents reported second-hand smoke irritated their eyes or nose, 7% had asthma or other lung disease, 7% were allergic to smoke, and 31% reported that smoke does not bother them.
- 58% of respondents selected they want the campus to be 100% smoke-free (no smoking on campus or parking lots), 25% selected "No", and 17% selected "No opinion."

Responses by Campus highlights include:

- 22% of Foothill respondents reported they never encounter, and 29% rarely encounter second-hand smoke on campus, while these percentages correspondingly are 7% and 15% for De Anza respondents.
- 69% of Foothill respondents believe that a smoke-free campus policy reduces smoking on the campus, while this amount is 53% for De Anza respondents.
- 23% of Foothill respondents think the smoke-free campus policy is "Not enforced at all" at college, while this percentage is 36% for De Anza respondents.
- 59% of Foothill respondents reported the campus needs better or clearer signs to assist smokers in knowing which parking lots are allowed to smoke, while this percentage is 72% for De Anza respondents.

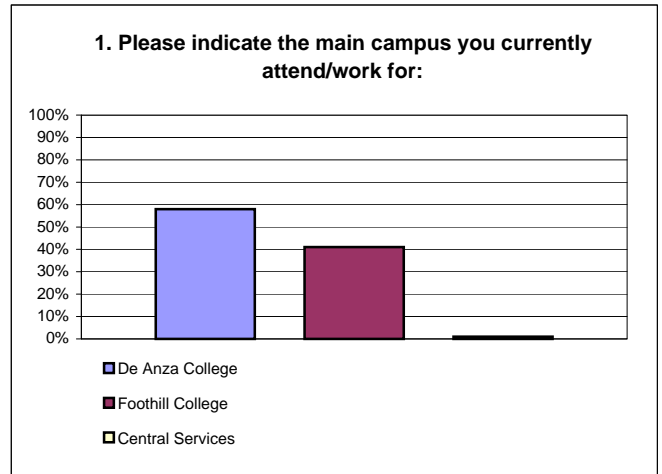
Responses by Student/Employee highlights include:

- 26% of students reported they know that Health Services at Foothill College and De Anza College currently have a tobacco cessation program, while 53% of employees reported it.
- 14% of students stated they never encounter second-hand smoke on campus, while 5% of employees reported they never encounter second-hand smoke on campus.
- 29% of students reported that the smoke-free campus policy is not enforced at all, while 48% of employees reported the smoke-free campus policy is not enforced at all.

FHDA Smoking Policy Survey Results, Fall 2010

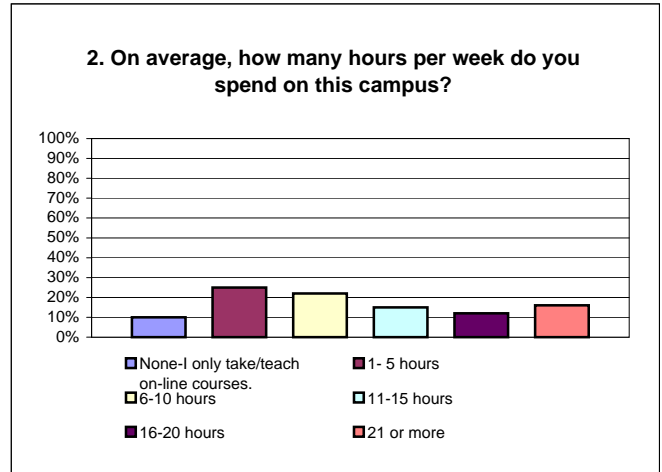
1. Please indicate the main campus you currently attend/work for:

Response	N	%
De Anza College	4,334	58%
Foothill College	3,045	41%
Central Services	49	1%
Total	7,428	100%



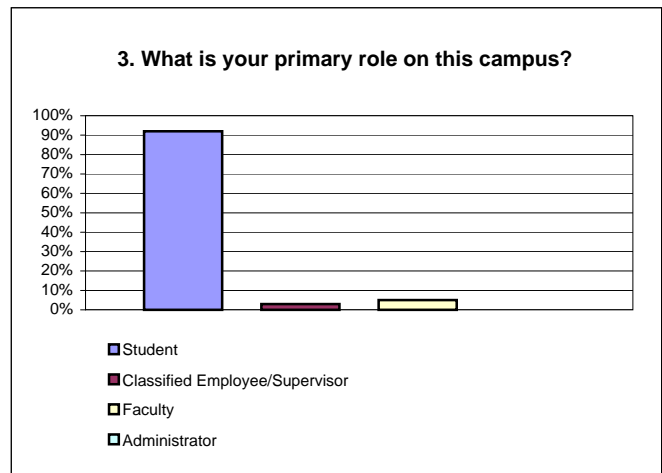
2. On average, how many hours per week do you spend on this campus?

Response	N	%
None-I only take/teach on-line courses.	745	10%
1- 5 hours	1,890	25%
6-10 hours	1,640	22%
11-15 hours	1,079	15%
16-20 hours	867	12%
21 or more	1,220	16%
Total	7,441	100%



3. What is your primary role on this campus?

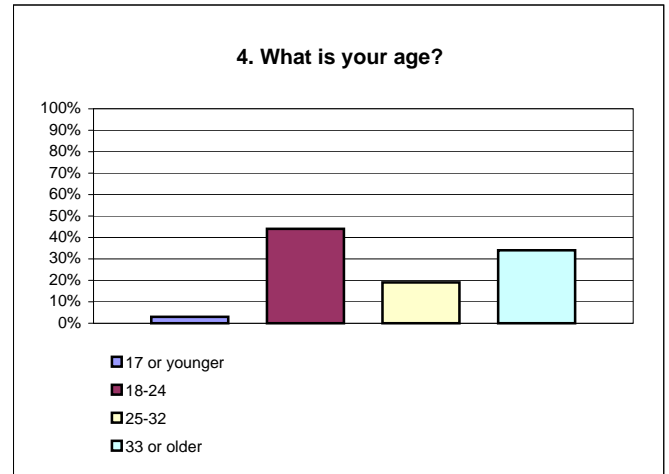
Response	N	%
Student	6,851	92%
Classified Employee/Supervisor	216	3%
Faculty	339	5%
Administrator	28	0%
Total	7,434	100%



FHDA Smoking Policy Survey Results, Fall 2010

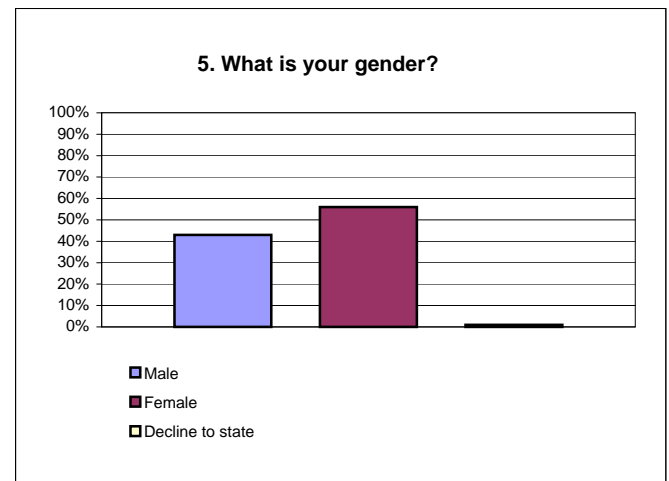
4. What is your age?

Response	N	%
17 or younger	252	3%
18-24	3,257	44%
25-32	1,404	19%
33 or older	2,528	34%
Total	7,441	100%



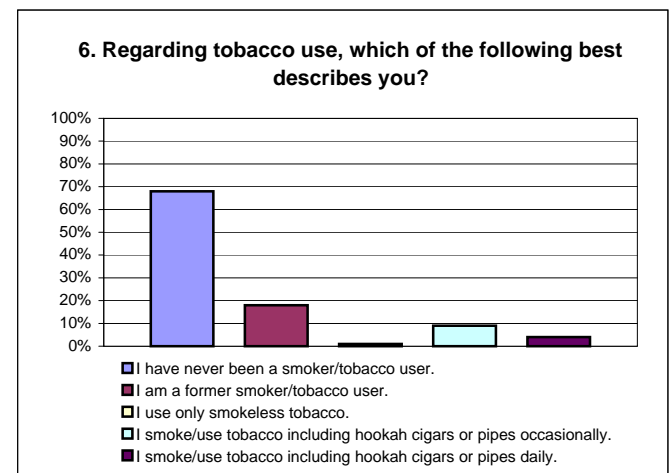
5. What is your gender?

Response	N	%
Male	3,201	43%
Female	4,147	56%
Decline to state	82	1%
Total	7,430	100%



6. Regarding tobacco use, which of the following best describes you?

Response	N	%
I have never been a smoker/tobacco user.	5,060	68%
I am a former smoker/tobacco user.	1,324	18%
I use only smokeless tobacco.	41	1%
I smoke/use tobacco including hookah cigars or pipes occasionally.	678	9%
I smoke/use tobacco including hookah cigars or pipes daily.	338	4%
Total	7,441	100%

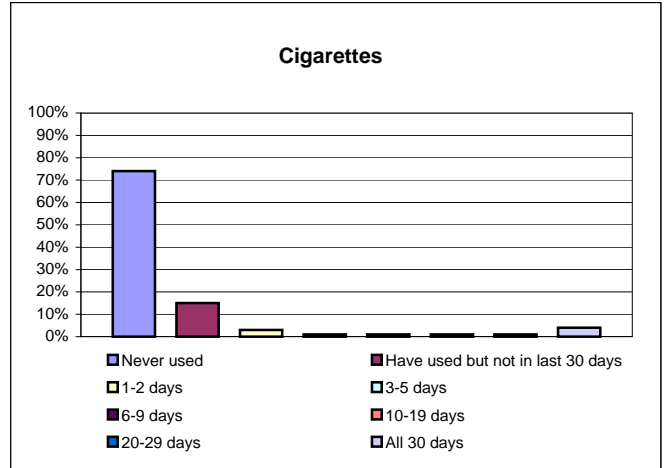


FHDA Smoking Policy Survey Results, Fall 2010

7. Within the last 30 days, on how many days did you use:

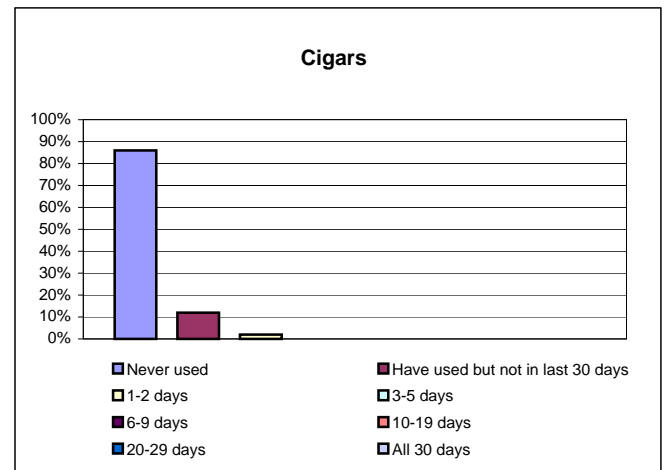
Cigarettes

Response	N	%
Never used	5,454	74%
Have used but not in last 30 days	1,098	15%
1-2 days	184	3%
3-5 days	89	1%
6-9 days	54	1%
10-19 days	81	1%
20-29 days	99	1%
All 30 days	318	4%
Total	7,377	100%



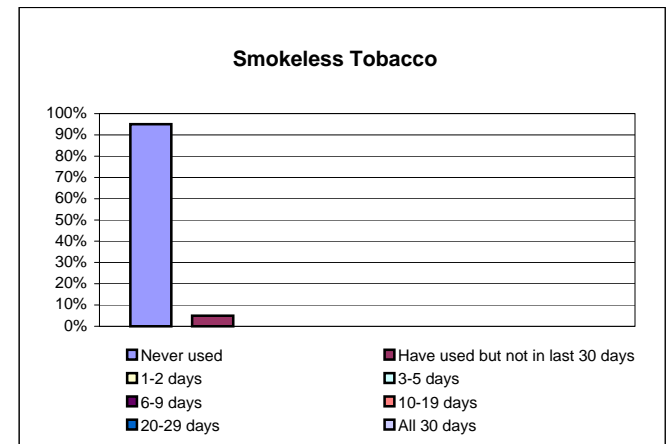
Cigars

Response	N	%
Never used	6,196	86%
Have used but not in last 30 days	869	12%
1-2 days	81	2%
3-5 days	17	0%
6-9 days	14	0%
10-19 days	3	0%
20-29 days	6	0%
All 30 days	17	0%
Total	7,203	100%



Smokeless Tobacco

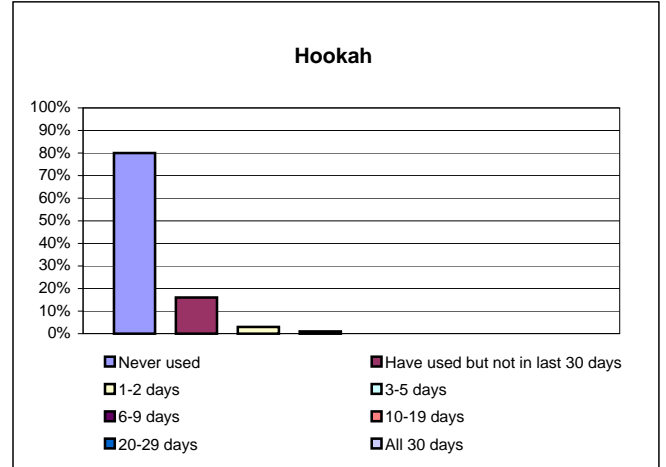
Response	N	%
Never used	6,784	95%
Have used but not in last 30 days	330	5%
1-2 days	13	0%
3-5 days	7	0%
6-9 days	7	0%
10-19 days	5	0%
20-29 days	5	0%
All 30 days	24	0%
Total	7,175	100%



FHDA Smoking Policy Survey Results, Fall 2010

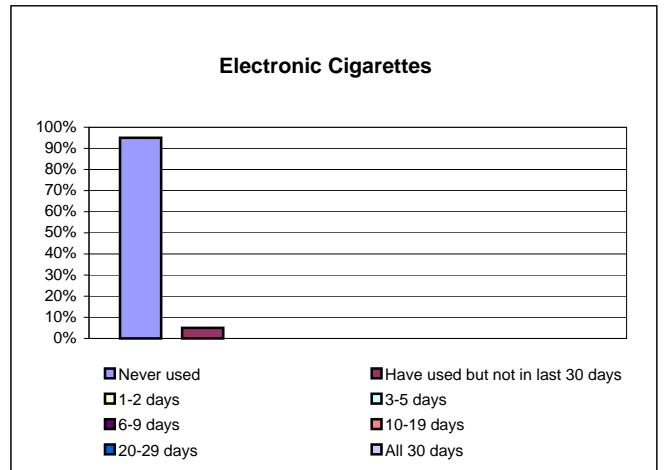
Hookah

Response	N	%
Never used	5,762	80%
Have used but not in last 30 days	1,161	16%
1-2 days	168	3%
3-5 days	46	1%
6-9 days	17	0%
10-19 days	20	0%
20-29 days	11	0%
All 30 days	18	0%
Total	7,203	100%



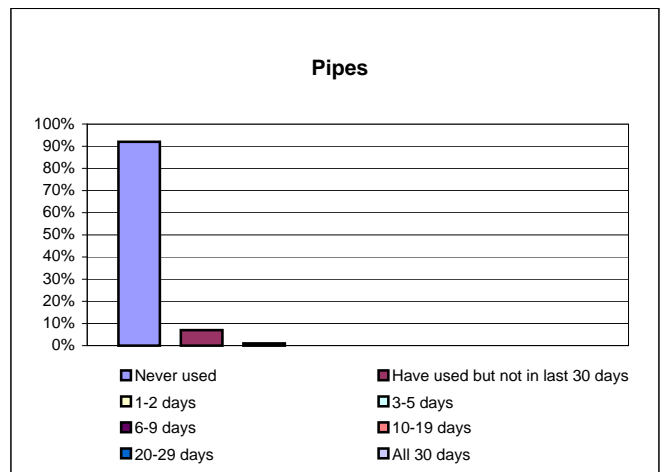
Electronic Cigarettes

Response	N	%
Never used	6,789	95%
Have used but not in last 30 days	322	5%
1-2 days	23	0%
3-5 days	9	0%
6-9 days	10	0%
10-19 days	8	0%
20-29 days	3	0%
All 30 days	15	0%
Total	7,179	100%



Pipes

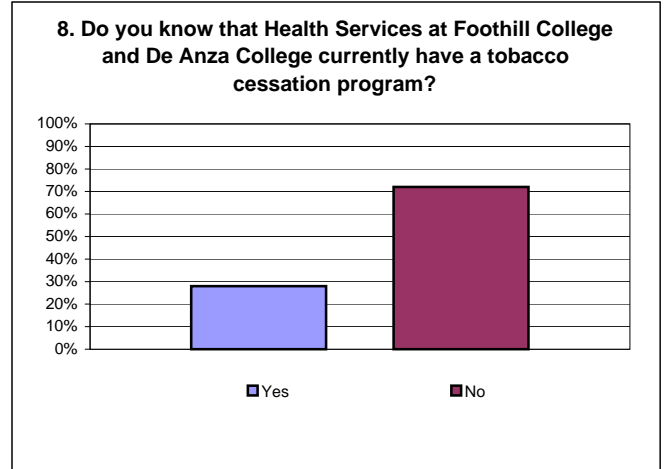
Response	N	%
Never used	6,588	92%
Have used but not in last 30 days	442	7%
1-2 days	37	1%
3-5 days	13	0%
6-9 days	16	0%
10-19 days	17	0%
20-29 days	14	0%
All 30 days	31	0%
Total	7,158	100%



FHDA Smoking Policy Survey Results, Fall 2010

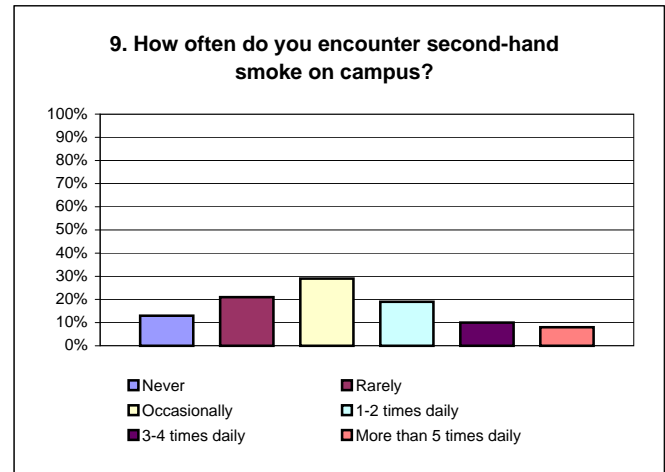
8. Do you know that Health Services at Foothill College and De Anza College currently have a tobacco cessation program, which provides free nicotine replacement patches and nicotine gum along with one-on-one counseling?

Response	N	%
Yes	2,057	28%
No	5,353	72%
Total	7,410	100%



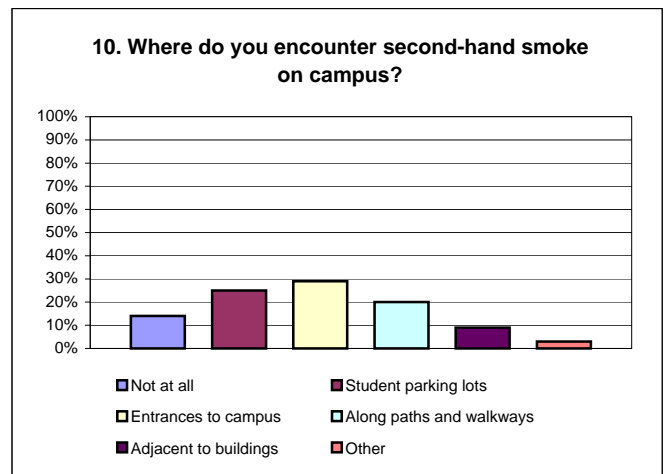
9. How often do you encounter second-hand smoke on campus?

Response	N	%
Never	988	13%
Rarely	1,544	21%
Occasionally	2,168	29%
1-2 times daily	1,389	19%
3-4 times daily	747	10%
More than 5 times daily	593	8%
Total	7,429	100%



10. Where do you encounter second-hand smoke on campus?

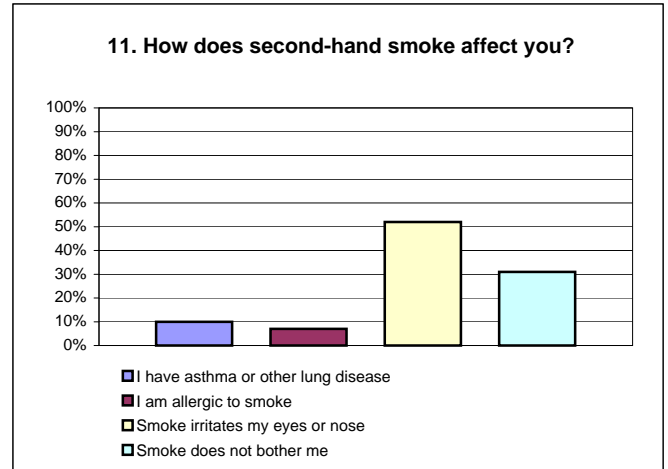
Response	N	%
Not at all	1,029	14%
Student parking lots	1,824	25%
Entrances to campus	2,112	29%
Along paths and walkways	1,491	20%
Adjacent to buildings	702	9%
Other	234	3%
Total	7,392	100%



FHDA Smoking Policy Survey Results, Fall 2010

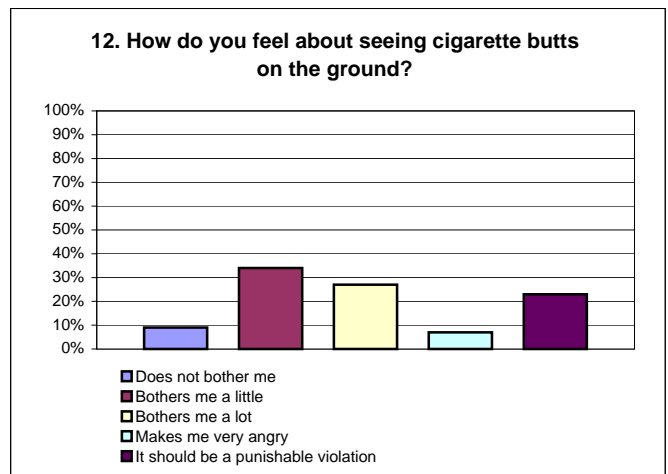
11. How does second-hand smoke affect you?

Response	N	%
I have asthma or other lung disease	708	10%
I am allergic to smoke	552	7%
Smoke irritates my eyes or nose	3,830	52%
Smoke does not bother me	2,288	31%
Total	7,378	100%



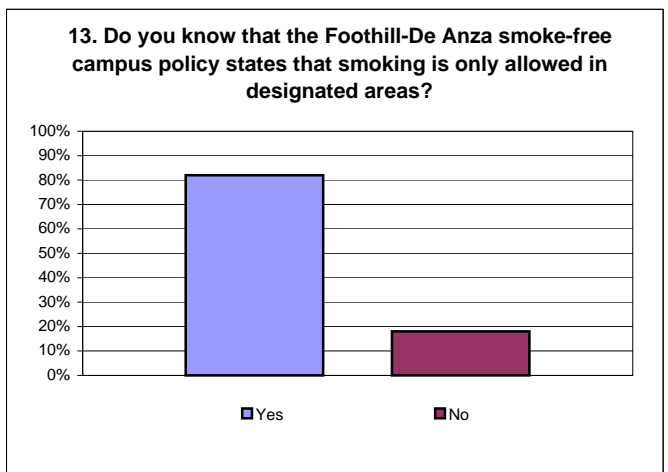
12. How do you feel about seeing cigarette butts on the ground?

Response	N	%
Does not bother me	643	9%
Bothers me a little	2,569	34%
Bothers me a lot	2,016	27%
Makes me very angry	512	7%
It should be a punishable violation	1,700	23%
Total	7,440	100%



13. Do you know that the Foothill-De Anza smoke-free campus policy states that smoking is only allowed in designated areas?

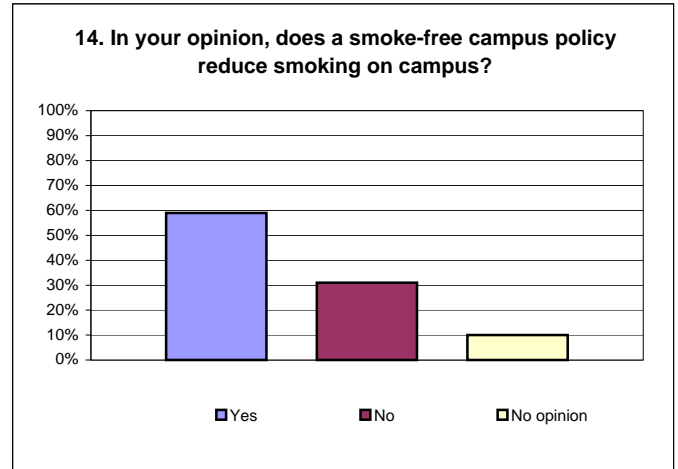
Response	N	%
Yes	6,097	82%
No	1,312	18%
Total	7,409	100%



FHDA Smoking Policy Survey Results, Fall 2010

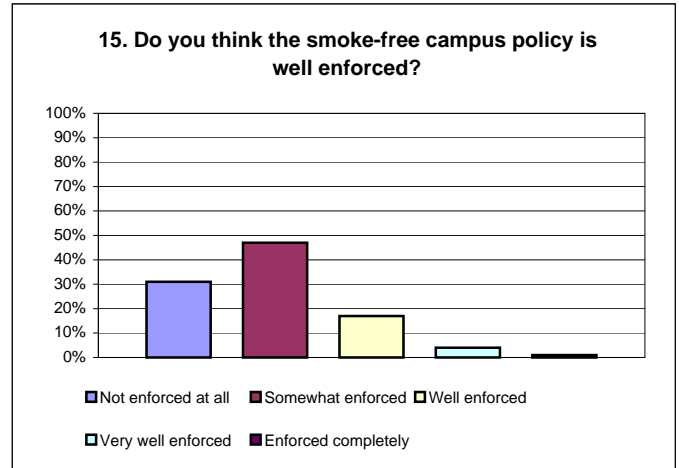
14. In your opinion, does a smoke-free campus policy reduce smoking on campus?

Response	N	%
Yes	4,403	59%
No	2,266	31%
No opinion	760	10%
Total	7,429	100%



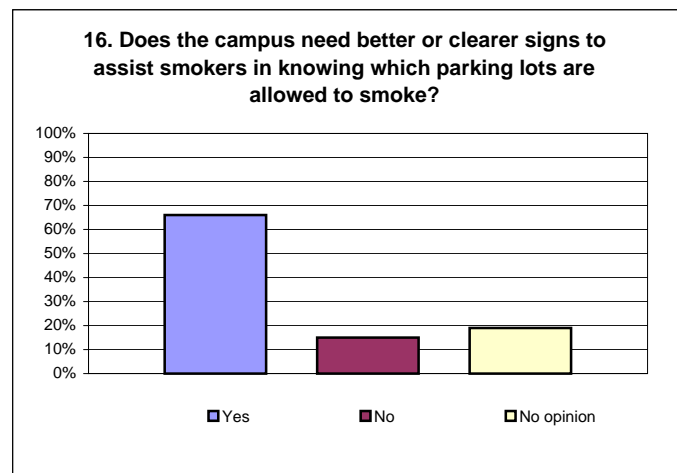
15. Do you think the smoke-free campus policy is well enforced?

Response	N	%
Not enforced at all	2,238	31%
Somewhat enforced	3,434	47%
Well enforced	1,191	17%
Very well enforced	297	4%
Enforced completely	97	1%
Total	7,257	100%



16. Does the campus need better or clearer signs to assist smokers in knowing which parking lots are allowed to smoke?

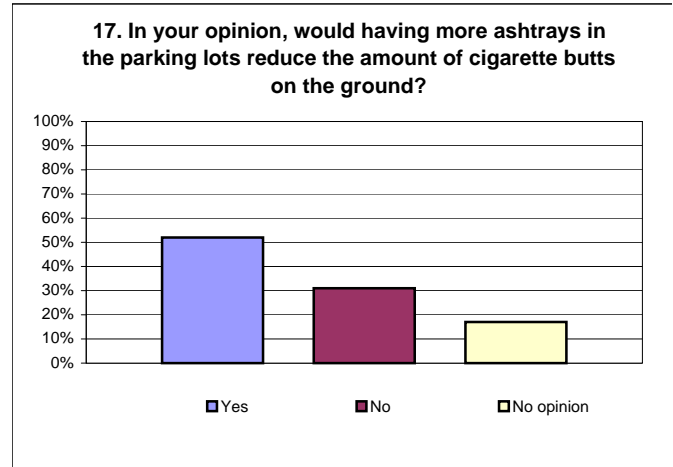
Response	N	%
Yes	4,904	66%
No	1,135	15%
No opinion	1,358	19%
Total	7,397	100%



FHDA Smoking Policy Survey Results, Fall 2010

17. In your opinion, would having more ashtrays in the parking lots reduce the amount of cigarette butts on the ground?

Response	N	%
Yes	3,817	52%
No	2,290	31%
No opinion	1,279	17%
Total	7,386	100%



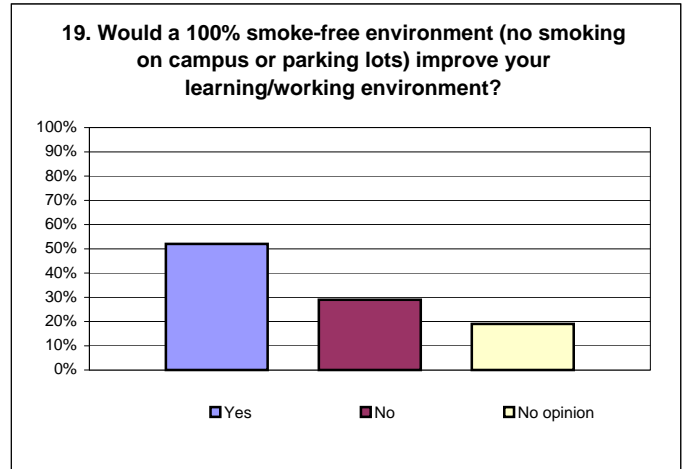
18. Which of the following should be among the options for intervention for individuals who violate the smoke-free campus policy? (Check all that apply)

Response	N	%
No penalty	289	4%
Verbal warning	1,406	19%
Academic/Employee disciplinary process	292	4%
Citation with fines	2,176	30%
Academic/Employee disciplinary process, Citation with fines	527	7%
Academic/Employee disciplinary process, Citation with fines, No penalty, Verbal warning	30	0%
Academic/Employee disciplinary process, Citation with fines, Verbal warning	871	12%
Academic/Employee disciplinary process, No penalty	3	0%
Academic/Employee disciplinary process, No penalty, Verbal warning	5	0%
Academic/Employee disciplinary process, Verbal warning	251	3%
Citation with fines, No penalty	8	0%
Citation with fines, No penalty, Verbal warning	28	0%
Citation with fines, Verbal warning	1,313	18%
No penalty, Verbal warning	191	3%
Total	7,390	100%

FHDA Smoking Policy Survey Results, Fall 2010

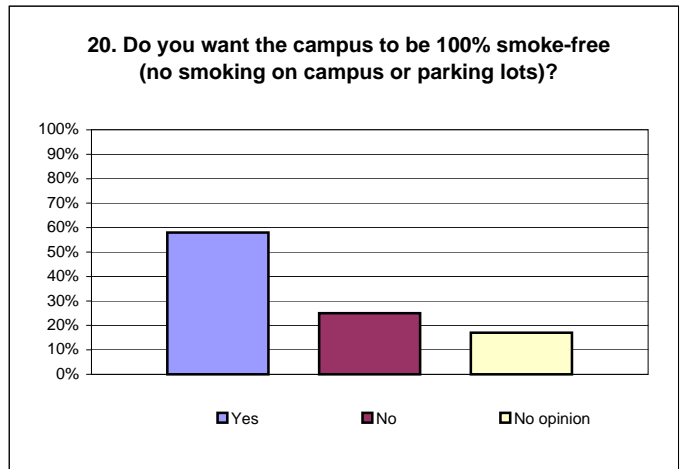
19. Would a 100% smoke-free environment (no smoking on campus or parking lots) improve your learning/working environment?

Response	N	%
Yes	3,868	52%
No	2,174	29%
No opinion	1,379	19%
Total	7,421	100%



20. Do you want the campus to be 100% smoke-free (no smoking on campus or parking lots)?

Response	N	%
Yes	4,352	58%
No	1,845	25%
No opinion	1,230	17%
Total	7,427	100%



FHDA Smoking Policy Survey Results, by College, Fall 2010

1. Please indicate the main campus you currently attend/work for:

Response	Total	
	N	%
De Anza College	4,334	58%
Foothill College	3,045	41%
Central Services	49	1%
Total	7,428	100%

2. On average, how many hours per week do you spend on this campus?

Response	Foothill College		De Anza College		Total	
	N	%	N	%	N	%
None-I only take/teach on-line courses.	541	18%	190	5%	731	10%
1- 5 hours	817	27%	1,052	24%	1,869	25%
6-10 hours	599	20%	1,032	24%	1,631	22%
11-15 hours	381	12%	691	16%	1,072	15%
16-20 hours	282	9%	582	13%	864	12%
21 or more	422	14%	777	18%	1,199	16%
Total	3,042	100%	4,324	100%	7,366	100%

3. What is your primary role on this campus?

Response	Foothill College		De Anza College		Total	
	N	%	N	%	N	%
Student	2,791	92%	4,007	93%	6,798	92%
Classified Employee/Supervisor	89	3%	109	3%	198	3%
Faculty	144	5%	191	4%	335	5%
Administrator	13	0%	12	0%	25	0%
Total	3,037	100%	4,319	100%	7,356	100%

Note: The Totals do not include "Central Services."

FHDA Smoking Policy Survey Results, by College, Fall 2010

4. What is your age?

Response	Foothill College		De Anza College		Total	
	N	%	N	%	N	%
17 or younger	86	3%	163	4%	249	3%
18-24	1,059	35%	2,182	50%	3,241	44%
25-32	643	21%	743	17%	1,386	19%
33 or older	1,246	41%	1,236	29%	2,482	34%
Total	3,034	100%	4,324	100%	7,358	100%

5. What is your gender?

Response	Foothill College		De Anza College		Total	
	N	%	N	%	N	%
Male	1,268	42%	1,889	44%	3,157	43%
Female	1,731	57%	2,375	55%	4,106	56%
Decline to state	32	1%	50	1%	82	1%
Total	3,031	100%	4,314	100%	7,345	100%

6. Regarding tobacco use, which of the following best describes you?

Response	Foothill College		De Anza College		Total	
	N	%	N	%	N	%
I have never been a smoker/tobacco user.	2,042	67%	2,966	68%	5,008	68%
I am a former smoker/tobacco user.	630	21%	672	16%	1,302	18%
I use only smokeless tobacco.	10	0%	30	1%	40	1%
I smoke/use tobacco including hookah cigars or pipes occasionally.	260	9%	413	10%	673	9%
I smoke/use tobacco including hookah cigars or pipes daily.	96	3%	237	5%	333	4%
Total	3,038	100%	4,318	100%	7,356	100%

Note: The Totals do not include "Central Services."

FHDA Smoking Policy Survey Results, by College, Fall 2010

7. Within the last 30 days, on how many days did you use:

Cigarettes

Response	Foothill College		De Anza College		Total	
	N	%	N	%	N	%
Never used	2,231	74%	3,168	74%	5,399	74%
Have used but not in last 30 days	514	17%	565	13%	1,079	15%
1-2 days	65	2%	118	3%	183	3%
3-5 days	32	1%	55	1%	87	1%
6-9 days	30	1%	23	1%	53	1%
10-19 days	21	1%	60	1%	81	1%
20-29 days	29	1%	68	2%	97	1%
All 30 days	93	3%	221	5%	314	4%
Total	3,015	100%	4,278	100%	7,293	100%

Cigars

Response	Foothill College		De Anza College		Total	
	N	%	N	%	N	%
Never used	2,499	85%	3,634	87%	6,133	86%
Have used but not in last 30 days	410	14%	446	11%	856	12%
1-2 days	25	1%	55	1%	80	2%
3-5 days	6	0%	10	0%	16	0%
6-9 days	5	0%	8	0%	13	0%
10-19 days	2	0%	1	0%	3	0%
20-29 days	3	0%	3	0%	6	0%
All 30 days	3	0%	14	1%	17	0%
Total	2,953	100%	4,171	100%	7,124	100%

Note: The Totals do not include "Central Services."

FHDA Smoking Policy Survey Results, by College, Fall 2010

Smokeless Tobacco

Response	Foothill College		De Anza College		Total	
	N	%	N	%	N	%
Never used	2,774	94%	3,940	95%	6,714	95%
Have used but not in last 30 days	146	5%	177	4%	323	5%
1-2 days	6	0%	7	0%	13	0%
3-5 days	2	0%	5	0%	7	0%
6-9 days	2	0%	5	0%	7	0%
10-19 days	1	0%	4	0%	5	0%
20-29 days	3	0%	2	0%	5	0%
All 30 days	7	1%	17	1%	24	0%
Total	2,941	100%	4,157	100%	7,098	100%

Hookah

Response	Foothill College		De Anza College		Total	
	N	%	N	%	N	%
Never used	2,377	81%	3,318	80%	5,695	80%
Have used but not in last 30 days	471	16%	679	16%	1,150	16%
1-2 days	62	2%	105	3%	167	3%
3-5 days	12	1%	34	1%	46	1%
6-9 days	5	0%	12	0%	17	0%
10-19 days	10	0%	10	0%	20	0%
20-29 days	7	0%	4	0%	11	0%
All 30 days	4	0%	14	0%	18	0%
Total	2,948	100%	4,176	100%	7,124	100%

Electronic Cigarettes

Response	Foothill College		De Anza College		Total	
	N	%	N	%	N	%
Never used	2,798	96%	3,915	94%	6,713	95%
Have used but not in last 30 days	116	4%	203	5%	319	5%
1-2 days	9	0%	14	1%	23	0%
3-5 days	4	0%	5	0%	9	0%
6-9 days	4	0%	6	0%	10	0%
10-19 days	3	0%	5	0%	8	0%
20-29 days	1	0%	2	0%	3	0%
All 30 days	4	0%	11	0%	15	0%
Total	2,939	100%	4,161	100%	7,100	100%

Note: The Totals do not include "Central Services."

FHDA Smoking Policy Survey Results, by College, Fall 2010

Pipes

Response	Foothill College		De Anza College		Total	
	N	%	N	%	N	%
Never used	2,689	91%	3,830	93%	6,519	92%
Have used but not in last 30 days	196	7%	239	6%	435	7%
1-2 days	16	1%	20	1%	36	1%
3-5 days	3	0%	10	0%	13	0%
6-9 days	8	0%	8	0%	16	0%
10-19 days	7	0%	10	0%	17	0%
20-29 days	6	0%	8	0%	14	0%
All 30 days	15	1%	16	0%	31	0%
Total	2,940	100%	4,141	100%	7,081	100%

8. Do you know that Health Services at Foothill College and De Anza College currently have a tobacco cessation program, which provides free nicotine replacement patches and nicotine gum along with one-on-one counseling?

Response	Foothill College		De Anza College		Total	
	N	%	N	%	N	%
Yes	1,075	36%	962	22%	2,037	28%
No	1,950	64%	3,337	78%	5,287	72%
Total	3,025	100%	4,299	100%	7,324	100%

9. How often do you encounter second-hand smoke on campus?

Response	Foothill College		De Anza College		Total	
	N	%	N	%	N	%
Never	659	22%	308	7%	967	13%
Rarely	874	29%	641	15%	1,515	21%
Occasionally	898	30%	1,251	29%	2,149	29%
1-2 times daily	364	12%	1,017	24%	1,381	19%
3-4 times daily	139	4%	604	14%	743	10%
More than 5 times daily	93	3%	496	11%	589	8%
Total	3,027	100%	4,317	100%	7,344	100%

Note: The Totals do not include "Central Services."

FHDA Smoking Policy Survey Results, by College, Fall 2010

10. Where do you encounter second-hand smoke on campus?

Response	Foothill College		De Anza College		Total	
	N	%	N	%	N	%
Not at all	677	22%	326	8%	1,003	14%
Student parking lots	708	24%	1,094	26%	1,802	25%
Entrances to campus	594	20%	1,509	35%	2,103	29%
Along paths and walkways	563	19%	908	21%	1,471	20%
Adjacent to buildings	334	11%	361	8%	695	9%
Other	131	4%	103	2%	234	3%
Total	3,007	100%	4,301	100%	7,308	100%

11. How does second-hand smoke affect you?

Response	Foothill College		De Anza College		Total	
	N	%	N	%	N	%
I have asthma or other lung disease	286	9%	420	10%	706	10%
I am allergic to smoke	204	7%	338	8%	542	7%
Smoke irritates my eyes or nose	1,597	53%	2,185	51%	3,782	52%
Smoke does not bother me	924	31%	1,340	31%	2,264	31%
Total	3,011	100%	4,283	100%	7,294	100%

12. How do you feel about seeing cigarette butts on the ground?

Response	Foothill College		De Anza College		Total	
	N	%	N	%	N	%
Does not bother me	211	7%	427	10%	638	9%
Bothers me a little	1,080	36%	1,464	34%	2,544	34%
Bothers me a lot	890	29%	1,093	25%	1,983	27%
Makes me very angry	212	7%	291	7%	503	7%
It should be a punishable violation	634	21%	1,045	24%	1,679	23%
Total	3,027	100%	4,320	100%	7,347	100%

Note: The Totals do not include "Central Services."

FHDA Smoking Policy Survey Results, by College, Fall 2010

13. Do you know that the Foothill-De Anza smoke-free campus policy states that smoking is only allowed in designated areas?

Response	Foothill College		De Anza College		Total	
	N	%	N	%	N	%
Yes	2,370	78%	3,670	85%	6,040	82%
No	654	22%	630	15%	1,284	18%
Total	3,024	100%	4,300	100%	7,324	100%

14. In your opinion, does a smoke-free campus policy reduce smoking on campus?

Response	Foothill College		De Anza College		Total	
	N	%	N	%	N	%
Yes	2,083	69%	2,260	53%	4,343	59%
No	635	21%	1,613	37%	2,248	31%
No opinion	313	10%	437	10%	750	10%
Total	3,031	100%	4,310	100%	7,341	100%

15. Do you think the smoke-free campus policy is well enforced?

Response	Foothill College		De Anza College		Total	
	N	%	N	%	N	%
Not enforced at all	673	23%	1,543	36%	2,216	31%
Somewhat enforced	1,402	48%	1,994	47%	3,396	47%
Well enforced	627	21%	552	13%	1,179	17%
Very well enforced	166	6%	125	3%	291	4%
Enforced completely	44	2%	51	1%	95	1%
Total	2,912	100%	4,265	100%	7,177	100%

16. Does the campus need better or clearer signs to assist smokers in knowing which parking lots are allowed to smoke?

Response	Foothill College		De Anza College		Total	
	N	%	N	%	N	%
Yes	1,785	59%	3,072	72%	4,857	66%
No	471	16%	652	15%	1,123	15%
No opinion	756	25%	574	13%	1,330	19%
Total	3,012	100%	4,298	100%	7,310	100%

Note: The Totals do not include "Central Services."

FHDA Smoking Policy Survey Results, by College, Fall 2010

17. In your opinion, would having more ashtrays in the parking lots reduce the amount of cigarette butts on the ground?

Response	Foothill College		De Anza College		Total	
	N	%	N	%	N	%
Yes	1,493	50%	2,286	53%	3,779	52%
No	881	29%	1,388	33%	2,269	31%
No opinion	638	21%	613	14%	1,251	17%
Total	3,012	100%	4,287	100%	7,299	100%

18. Which of the following should be among the options for intervention for individuals who violate the smoke-free campus policy? (Check all that apply)

Response	Foothill College		De Anza College		Total	
	N	%	N	%	N	%
No penalty	101	3%	185	5%	286	4%
Verbal warning	601	20%	782	18%	1,383	19%
Academic/Employee disciplinary process	113	4%	176	4%	289	4%
Citation with fines	896	30%	1,253	29%	2,149	30%
Academic/Employee disciplinary process,Citation with fines	177	6%	342	8%	519	7%
Academic/Employee disciplinary process,Citation with fines,No penalty,Verbal warning	9	0%	21	0%	30	0%
Academic/Employee disciplinary process,Citation with fines,Verbal warning	310	10%	551	13%	861	12%
Academic/Employee disciplinary process,No penalty	1	0%	2	0%	3	0%
Academic/Employee disciplinary process,No penalty,Verbal warning	2	0%	3	0%	5	0%
Academic/Employee disciplinary process,Verbal warning	101	4%	147	4%	248	3%
Citation with fines,No penalty	5	0%	3	0%	8	0%
Citation with fines,No penalty,Verbal warning	11	0%	17	0%	28	0%
Citation with fines,Verbal warning	595	20%	710	17%	1,305	18%
No penalty,Verbal warning	91	3%	97	2%	188	3%
Total	3,013	100%	4,289	100%	7,302	100%

Note: The Totals do not include "Central Services."

FHDA Smoking Policy Survey Results, by College, Fall 2010

19. Would a 100% smoke-free environment (no smoking on campus or parking lots) improve your learning/working environment?

Response	Foothill College		De Anza College		Total	
	N	%	N	%	N	%
Yes	1,504	50%	2,316	54%	3,820	52%
No	902	30%	1,248	29%	2,150	29%
No opinion	618	20%	745	17%	1,363	19%
Total	3,024	100%	4,309	100%	7,333	100%

20. Do you want the campus to be 100% smoke-free (no smoking on campus or parking lots)?

Response	Foothill College		De Anza College		Total	
	N	%	N	%	N	%
Yes	1,724	57%	2,572	60%	4,296	58%
No	767	25%	1,058	24%	1,825	25%
No opinion	541	18%	677	16%	1,218	17%
Total	3,032	100%	4,307	100%	7,339	100%

Note: The Totals do not include "Central Services."

FHDA Smoking Policy Survey Results by Student/Employee, Fall 2010

1. Please indicate the main campus you currently attend/work for:

Response	Students		Employees		Total	
	N	%	N	%	N	%
De Anza College	4,007	59%	312	54%	4,319	58%
Foothill College	2,791	41%	246	42%	3,037	41%
Central Services	25	0%	24	4%	49	1%
Total	6,823	100%	582	100%	7,405	100%

2. On average, how many hours per week do you spend on this campus?

Response	Students		Employees		Total	
	N	%	N	%	N	%
None-I only take/teach on-line courses.	737	11%	4	1%	741	10%
1- 5 hours	1,831	27%	53	9%	1,884	25%
6-10 hours	1,554	23%	83	14%	1,637	22%
11-15 hours	1,026	15%	52	9%	1,078	15%
16-20 hours	826	12%	37	6%	863	12%
21 or more	863	12%	353	61%	1,216	16%
Total	6,837	100%	582	100%	7,419	100%

3. What is your primary role on this campus?

Response	Total	
	N	%
Student	6,851	92%
Classified Employee/Supervisor	216	3%
Faculty	339	5%
Administrator	28	0%
Total	7,434	100%

Note:

The Totals do not include "Central Services."

The Employees group includes Classified Employee/Supervisor, Faculty, and Administrator.

FHDA Smoking Policy Survey Results by Student/Employee, Fall 2010

4. What is your age?

Response	Students		Employees		Total	
	N	%	N	%	N	%
17 or younger	252	4%	0	0%	252	3%
18-24	3,238	47%	7	1%	3,245	44%
25-32	1,341	20%	56	10%	1,397	19%
33 or older	2,002	29%	515	89%	2,517	34%
Total	6,833	100%	578	100%	7,411	100%

5. What is your gender?

Response	Students		Employees		Total	
	N	%	N	%	N	%
Male	2,964	44%	224	39%	3,188	43%
Female	3,783	55%	348	60%	4,131	56%
Decline to state	75	1%	7	1%	82	1%
Total	6,822	100%	579	100%	7,401	100%

6. Regarding tobacco use, which of the following best describes you?

Response	Students		Employees		Total	
	N	%	N	%	N	%
I have never been a smoker/tobacco user.	4,656	68%	386	67%	5,041	68%
I am a former smoker/tobacco user.	1,160	17%	157	27%	1,317	18%
I use only smokeless tobacco.	40	1%	1	0%	41	1%
I smoke/use tobacco including hookah cigars or pipes occasionally.	649	9%	26	5%	675	9%
I smoke/use tobacco including hookah cigars or pipes daily.	329	5%	8	1%	337	4%
Total	6,833	100%	578	100%	7,411	100%

Note:

The Totals do not include "Central Services."

The Employees group includes Classified Employee/Supervisor, Faculty, and Administrator.

FHDA Smoking Policy Survey Results by Student/Employee, Fall 2010

7. Within the last 30 days, on how many days did you use:

Cigarettes

Response	Students		Employees		Total	
	N	%	N	%	N	%
Never used	4,973	73%	462	82%	5,435	74%
Have used but not in last 30 days	1,003	15%	87	16%	1,090	15%
1-2 days	181	3%	2	0%	183	3%
3-5 days	86	1%	2	0%	88	1%
6-9 days	51	1%	2	0%	53	1%
10-19 days	80	1%	1	0%	81	1%
20-29 days	98	1%	0	0%	98	1%
All 30 days	307	5%	11	2%	318	4%
Total	6,779	100%	567	100%	7,346	100%

Cigars

Response	Students		Employees		Total	
	N	%	N	%	N	%
Never used	5,669	86%	503	89%	6,172	86%
Have used but not in last 30 days	810	13%	54	10%	864	12%
1-2 days	78	1%	2	0%	80	2%
3-5 days	14	0%	3	1%	17	0%
6-9 days	13	0%	0	0%	13	0%
10-19 days	2	0%	1	0%	3	0%
20-29 days	6	0%	0	0%	6	0%
All 30 days	16	0%	1	0%	17	0%
Total	6,608	100%	564	100%	7,172	100%

Note:

The Totals do not include "Central Services."

The Employees group includes Classified Employee/Supervisor, Faculty, and Administrator.

FHDA Smoking Policy Survey Results by Student/Employee, Fall 2010

Smokeless Tobacco

Response	Students		Employees		Total	
	N	%	N	%	N	%
Never used	6,212	94%	544	97%	6,756	95%
Have used but not in last 30 days	315	5%	13	2%	328	5%
1-2 days	12	0%	1	0%	13	0%
3-5 days	7	0%	0	0%	7	0%
6-9 days	7	0%	0	0%	7	0%
10-19 days	5	0%	0	0%	5	0%
20-29 days	5	0%	0	0%	5	0%
All 30 days	23	1%	1	0%	24	0%
Total	6,586	100%	559	100%	7,145	100%

Hookah

Response	Students		Employees		Total	
	N	%	N	%	N	%
Never used	5,221	79%	519	94%	5,740	80%
Have used but not in last 30 days	1,123	17%	31	6%	1,154	16%
1-2 days	165	3%	2	0%	167	3%
3-5 days	45	1%	1	0%	46	1%
6-9 days	17	0%	0	0%	17	0%
10-19 days	20	0%	0	0%	20	0%
20-29 days	11	0%	0	0%	11	0%
All 30 days	17	0%	1	0%	18	0%
Total	6,619	100%	554	100%	7,173	100%

Electronic Cigarettes

Response	Students		Employees		Total	
	N	%	N	%	N	%
Never used	6,212	94%	548	98%	6,760	95%
Have used but not in last 30 days	313	5%	7	1%	320	5%
1-2 days	21	1%	2	1%	23	0%
3-5 days	9	0%	0	0%	9	0%
6-9 days	9	0%	1	0%	10	0%
10-19 days	8	0%	0	0%	8	0%
20-29 days	3	0%	0	0%	3	0%
All 30 days	14	0%	1	0%	15	0%
Total	6,589	100%	559	100%	7,148	100%

Note:

The Totals do not include "Central Services."

The Employees group includes Classified Employee/Supervisor, Faculty, and Administrator.

FHDA Smoking Policy Survey Results by Student/Employee, Fall 2010

Pipes

Response	Students		Employees		Total	
	N	%	N	%	N	%
Never used	6,030	92%	534	96%	6,564	92%
Have used but not in last 30 days	419	6%	19	4%	438	7%
1-2 days	35	1%	1	0%	36	1%
3-5 days	13	0%	0	0%	13	0%
6-9 days	16	0%	0	0%	16	0%
10-19 days	16	0%	1	0%	17	0%
20-29 days	13	0%	1	0%	14	0%
All 30 days	30	1%	1	0%	31	0%
Total	6,572	100%	557	100%	7,129	100%

8. Do you know that Health Services at Foothill College and De Anza College currently have a tobacco cessation program, which provides free nicotine replacement patches and nicotine gum along with one-on-one counseling?

Response	Students		Employees		Total	
	N	%	N	%	N	%
Yes	1,745	26%	306	53%	2,051	28%
No	5,060	74%	268	47%	5,328	72%
Total	6,805	100%	574	100%	7,379	100%

9. How often do you encounter second-hand smoke on campus?

Response	Students		Employees		Total	
	N	%	N	%	N	%
Never	955	14%	28	5%	983	13%
Rarely	1,427	21%	110	19%	1,537	21%
Occasionally	1,976	29%	187	32%	2,163	29%
1-2 times daily	1,250	18%	130	22%	1,380	19%
3-4 times daily	679	10%	65	11%	744	10%
More than 5 times daily	531	8%	61	11%	592	8%
Total	6,818	100%	581	100%	7,399	100%

Note:

The Totals do not include "Central Services."

The Employees group includes Classified Employee/Supervisor, Faculty, and Administrator.

FHDA Smoking Policy Survey Results by Student/Employee, Fall 2010

10. Where do you encounter second-hand smoke on campus?

Response	Students		Employees		Total	
	N	%	N	%	N	%
Not at all	992	15%	30	5%	1,022	14%
Student parking lots	1,713	25%	103	18%	1,816	25%
Entrances to campus	1,917	28%	189	33%	2,106	29%
Along paths and walkways	1,351	20%	135	23%	1,486	20%
Adjacent to buildings	585	9%	115	20%	700	9%
Other	225	3%	8	1%	233	3%
Total	6,783	100%	580	100%	7,363	100%

11. How does second-hand smoke affect you?

Response	Students		Employees		Total	
	N	%	N	%	N	%
I have asthma or other lung disease	648	9%	58	10%	706	10%
I am allergic to smoke	489	7%	61	11%	550	7%
Smoke irritates my eyes or nose	3,495	52%	319	55%	3,814	52%
Smoke does not bother me	2,138	32%	140	24%	2,278	31%
Total	6,770	100%	578	100%	7,348	100%

12. How do you feel about seeing cigarette butts on the ground?

Response	Students		Employees		Total	
	N	%	N	%	N	%
Does not bother me	631	9%	11	2%	642	9%
Bothers me a little	2,428	36%	129	22%	2,557	34%
Bothers me a lot	1,779	26%	226	39%	2,005	27%
Makes me very angry	450	7%	58	10%	508	7%
It should be a punishable violation	1,536	22%	155	27%	1,691	23%
Total	6,824	100%	579	100%	7,403	100%

Note:

The Totals do not include "Central Services."

The Employees group includes Classified Employee/Supervisor, Faculty, and Administrator.

FHDA Smoking Policy Survey Results by Student/Employee, Fall 2010

13. Do you know that the Foothill-De Anza smoke-free campus policy states that smoking is only allowed in designated areas?

Response	Students		Employees		Total	
	N	%	N	%	N	%
Yes	5,518	81%	559	96%	6,077	82%
No	1,279	19%	23	4%	1,302	18%
Total	6,797	100%	582	100%	7,379	100%

14. In your opinion, does a smoke-free campus policy reduce smoking on campus?

Response	Students		Employees		Total	
	N	%	N	%	N	%
Yes	3,977	58%	409	71%	4,386	59%
No	2,126	31%	127	22%	2,253	31%
No opinion	717	11%	41	7%	758	10%
Total	6,820	100%	577	100%	7,397	100%

15. Do you think the smoke-free campus policy is well enforced?

Response	Students		Employees		Total	
	N	%	N	%	N	%
Not enforced at all	1,951	29%	272	48%	2,223	31%
Somewhat enforced	3,197	48%	228	40%	3,425	47%
Well enforced	1,133	17%	51	9%	1,184	17%
Very well enforced	281	4%	15	3%	296	4%
Enforced completely	95	1%	2	0%	97	1%
Total	6,657	100%	568	100%	7,225	100%

16. Does the campus need better or clearer signs to assist smokers in knowing which parking lots are allowed to smoke?

Response	Students		Employees		Total	
	N	%	N	%	N	%
Yes	4,477	66%	411	71%	4,888	66%
No	1,042	15%	87	15%	1,129	15%
No opinion	1,270	19%	78	14%	1,348	19%
Total	6,789	100%	576	100%	7,365	100%

Note:

The Totals do not include "Central Services."

The Employees group includes Classified Employee/Supervisor, Faculty, and Administrator.

FHDA Smoking Policy Survey Results by Student/Employee, Fall 2010

17. In your opinion, would having more ashtrays in the parking lots reduce the amount of cigarette butts on the ground?

Response	Students		Employees		Total	
	N	%	N	%	N	%
Yes	3,516	52%	284	49%	3,800	52%
No	2,112	31%	171	30%	2,283	31%
No opinion	1,153	17%	119	21%	1,272	17%
Total	6,781	100%	574	100%	7,355	100%

18. Which of the following should be among the options for intervention for individuals who violate the smoke-free campus policy? (Check all that apply)

Response	Students		Employees		Total	
	N	%	N	%	N	%
No penalty	273	4%	14	2%	287	4%
Verbal warning	1,310	19%	90	15%	1,400	19%
Academic/Employee disciplinary process	264	4%	27	5%	291	4%
Citation with fines	1,957	29%	209	36%	2,166	30%
Academic/Employee disciplinary process,Citation with fines	496	7%	30	5%	526	7%
Academic/Employee disciplinary process,Citation with fines,No penalty,Verbal warning	27	0%	3	1%	30	0%
Academic/Employee disciplinary process,Citation with fines,Verbal warning	786	12%	80	14%	866	12%
Academic/Employee disciplinary process,No penalty	2	0%	1	0%	3	0%
Academic/Employee disciplinary process,No penalty,Verbal warning	5	0%	0	0%	5	0%
Academic/Employee disciplinary process,Verbal warning	236	4%	15	3%	251	3%
Citation with fines,No penalty	8	0%	0	0%	8	0%
Citation with fines,No penalty,Verbal warning	25	0%	3	1%	28	0%
Citation with fines,Verbal warning	1,211	18%	98	17%	1,309	18%
No penalty,Verbal warning	185	3%	4	1%	189	3%
Total	6,785	100%	574	100%	7,359	100%

Note:

The Totals do not include "Central Services."

The Employees group includes Classified Employee/Supervisor, Faculty, and Administrator.

FHDA Smoking Policy Survey Results by Student/Employee, Fall 2010

19. Would a 100% smoke-free environment (no smoking on campus or parking lots) improve your learning/working environment?

Response	Students		Employees		Total	
	N	%	N	%	N	%
Yes	3,507	51%	347	60%	3,854	52%
No	2,013	30%	149	26%	2,162	29%
No opinion	1,293	19%	81	14%	1,374	19%
Total	6,813	100%	577	100%	7,390	100%

20. Do you want the campus to be 100% smoke-free (no smoking on campus or parking lots)?

Response	Students		Employees		Total	
	N	%	N	%	N	%
Yes	3,979	58%	354	61%	4,333	59%
No	1,681	25%	155	27%	1,836	25%
No opinion	1,157	17%	68	12%	1,225	16%
Total	6,817	100%	577	100%	7,394	100%

Note:

The Totals do not include "Central Services."

The Employees group includes Classified Employee/Supervisor, Faculty, and Administrator.

Foothill-De Anza Community College District

Smoking Policy Survey

This survey will be used for research purposes only.
All information will be held confidential.
You may choose not to answer any of the questions.

Thank you for participating in the FHDA Smoking Survey

1. Please indicate the main campus you currently attend/work for:

- De Anza College
- Foothill College
- Central Services

2. On average, how many hours per week do you spend on this campus?

- None-I only take/teach on-line courses.
- 1- 5 hours
- 6-10 hours
- 11-15 hours
- 16-20 hours
- 21 or more

3. What is your primary role on this campus?

- Student
- Classified Employee/Supervisor
- Faculty
- Administrator

4. What is your age?

- 17 or younger
- 18-24
- 25-32
- 33 or older

5. What is your gender?

- Male
- Female
- Decline to state

6. Regarding tobacco use, which of the following best describes you?

- I have never been a smoker/tobacco user.
- I am a former smoker/tobacco user.
- I use only smokeless tobacco.
- I smoke/use tobacco including hookah, cigars, or pipes occasionally.
- I smoke/use tobacco including hookah, cigars, or pipes daily.

7. Within the last 30 days, on how many days did you use:

	Never used	Have used, but not in last 30 days	1-2 days	3-5 days	6-9 days	10-19 days	20-29 days	All 30 days
Cigarettes	<input type="checkbox"/>	<input type="checkbox"/>	<input type="checkbox"/>	<input type="checkbox"/>	<input type="checkbox"/>	<input type="checkbox"/>	<input type="checkbox"/>	<input type="checkbox"/>
Cigars	<input type="checkbox"/>	<input type="checkbox"/>	<input type="checkbox"/>	<input type="checkbox"/>	<input type="checkbox"/>	<input type="checkbox"/>	<input type="checkbox"/>	<input type="checkbox"/>
Smokeless Tobacco	<input type="checkbox"/>	<input type="checkbox"/>	<input type="checkbox"/>	<input type="checkbox"/>	<input type="checkbox"/>	<input type="checkbox"/>	<input type="checkbox"/>	<input type="checkbox"/>
Hookah	<input type="checkbox"/>	<input type="checkbox"/>	<input type="checkbox"/>	<input type="checkbox"/>	<input type="checkbox"/>	<input type="checkbox"/>	<input type="checkbox"/>	<input type="checkbox"/>
Electronic Cigarettes	<input type="checkbox"/>	<input type="checkbox"/>	<input type="checkbox"/>	<input type="checkbox"/>	<input type="checkbox"/>	<input type="checkbox"/>	<input type="checkbox"/>	<input type="checkbox"/>
Pipes	<input type="checkbox"/>	<input type="checkbox"/>	<input type="checkbox"/>	<input type="checkbox"/>	<input type="checkbox"/>	<input type="checkbox"/>	<input type="checkbox"/>	<input type="checkbox"/>

8. Do you know that Health Services at Foothill College and De Anza College currently have a tobacco cessation program, which provides free nicotine replacement patches and nicotine gum along with one-on-one counseling?

- Yes
- No

9. How often do you encounter second-hand smoke on campus?

- Never
- Rarely
- Occasionally
- 1-2 times daily
- 3-4 times daily
- More than 5 times daily

10. Where do you encounter second-hand smoke on campus?

- Not at all
- Student parking lots
- Entrances to campus
- Along paths and walkways
- Adjacent to buildings
- Other

11. How does second-hand smoke affect you?

- I have asthma or other lung disease
- I am allergic to smoke
- Smoke irritates my eyes or nose
- Smoke does not bother me

12. How do you feel about seeing cigarette butts on the ground?

- Does not bother me
- Bothers me a little
- Bothers me a lot

Makes me very angry

It should be a punishable violation

13. Do you know that the Foothill-De Anza smoke-free campus policy states that smoking is only allowed in designated areas?

Yes

No

14. In your opinion, does a smoke-free campus policy reduce smoking on campus?

Yes

No

No opinion

15. Do you think the smoke-free campus policy is well enforced?

Not enforced at all

Somewhat enforced

Well enforced

Very well enforced

Enforced completely

16. Does the campus need better or clearer signs to assist smokers in knowing which parking lots are allowed to smoke?

Yes

No

No opinion

17. In your opinion, would having more ashtrays in the parking lots reduce the amount of cigarette butts on the ground?

Yes

No

No opinion

18. Which of the following should be among the options for intervention for individuals who violate the smoke-free campus policy? (Check all that apply)

No penalty

Verbal warning

Academic/Employee disciplinary process

Citation with fines

19. Would a 100% smoke-free environment (no smoking on campus or parking lots) improve your learning/working environment?

Yes

No

No opinion

20. Do you want the campus to be 100% smoke-free (no smoking on campus or parking lots)?

Yes

No

No opinion

Please let us know if you have any suggestions.

If you would like to enter into the drawing for a free prize please enter your name, email, and telephone number here:

first name, last name:

email:

telephone:
